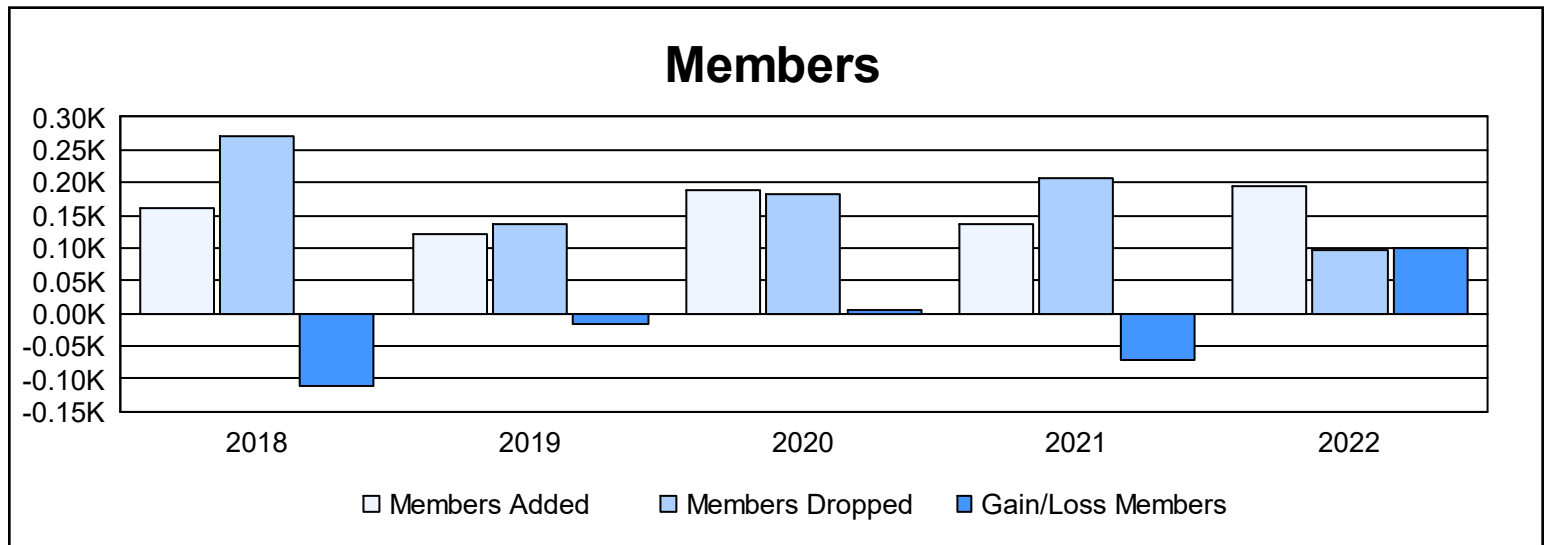
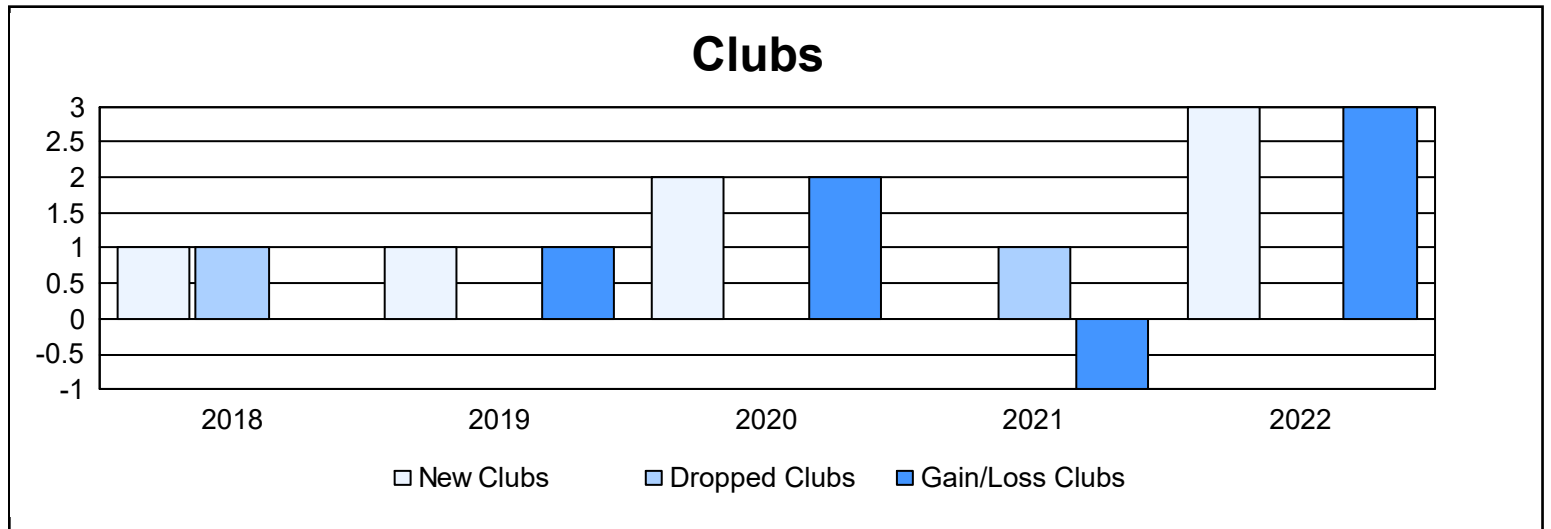
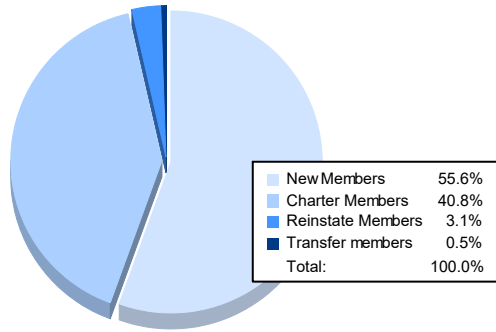


Year	New Clubs	Dropped Clubs	Gain/ Loss Clubs	New Members	Charter Members	Reinstate Members	Transfer Members	Total Member Added	Total Members Dropped	Gain/ Loss Members
2017-2018	1	1	0	114	26	17	3	160	270	-110
2018-2019	1	0	1	82	23	13	4	122	138	-16
2019-2020	2	0	2	105	72	7	3	187	182	5
2020-2021	0	1	-1	123	3	9	0	135	207	-72
2021-2022	3	0	3	109	80	6	1	196	97	99
<b>Average</b>	<b>1</b>	<b>0</b>	<b>1</b>	<b>107</b>	<b>41</b>	<b>10</b>	<b>2</b>	<b>160</b>	<b>179</b>	<b>-19</b>



### Membership Composition June 2022 Cumulative



### Gender Composition June 2022 Cumulative

